

DELTA

9,500L Rectangle - with seats

4,000mm x 2,300mm x 1,600mm

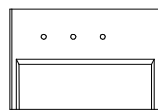
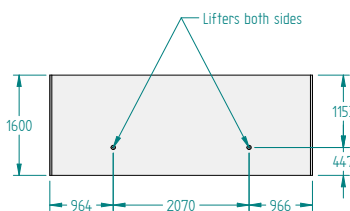
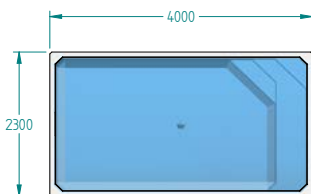


THE DELTA IS THE LARGEST POOL WE HAVE AVAILABLE IN OUR RECTANGLE POOL RANGE.

This pool is the perfect addition for your backyard as it can be installed above, semi in ground or fully in ground and includes a step/ seat area making it the perfect option for entertaining. This pool measures 4,000mm long x 2,300mm wide x 1,600mm high.

Our Plunge Pool range is available to purchase as either a DIY Kit- perfect for those who are handy and want to save a bit, or with the option of using one of our dealers/installers (selected areas).

With the option of using your pool all year round with optional upgrades such as heating: Heat Pump, Gas Heater or Solar, this plunge pool is the perfect addition to your backyard!



OVERALL DIMENSIONS:

4,000mm length x
2,300mm width x
1,600mm high

EXTERNAL HEIGHT:

1,600mm

INTERNAL HEIGHT:

1,490mm

WEIGHT SHELL ONLY:

7,597kg approx.

WEIGHT TILED: (Optional)

8,000kg approx.

TILE AREA:

22.94m² approx.

WATER HEIGHT:

1,340mm

WATER VOLUME:

9,500L

EQUIPMENT BRAND:

Astral Pool

FINISHING OPTIONS:

Concrete - Must be sealed and waterproofed prior to adding your finish onsite and prior to filling with water. Failure to waterproof will void the warranty.

Tiles - Glass or ceramic available. Tiled in factory.

Aqualux Interior - Commercial grade Membrane interior.

LuxaPool Epoxy - Features a border tile with painted interior.



PLUNGE
pools
DIRECT

Ph: 1300 826 538

Chirnside Park VIC 3116

E: sales@plungepoolsdirect.com.au

www.plungepoolsdirect.com.au





PLUNGE POOL PACKAGES



This industry standard package is the ideal choice for customers who don't require the features of our upgraded packages. The Economy Package features high-end AstralPool equipment with a Blue Connect Water Analyser.



The Gold Package is our automatic system. This mineral pool package gives you the highest quality equipment with the least maintenance possible! It balances and doses itself and sends the readings to your smart phone!

Pump	CTX280 1HP Single Speed Pump	Viron P320XT Variable Speed Pump
Chlorinator	Viron E25 Chlorinator	Viron EQ18 eEquilibrium Chlorinator with pH & ORP Probes
Chemical System	Salt (Not Included)	MagnaPool Mineral System
Filter Type	ZX75 Cartridge Filter	ZX250 Cartridge Filter
Blue Connect	Included	Not Required
Connect 10 Control System	Not Required	Included
Internet Gateway	Not Required	Included
Light	ATOM Multicolour LED Light with Transformer	ATOM Multicolour LED Light with Transformer
Skimmer	APA Large Skimmer with Lid	APA Large Skimmer with Lid
Eyeball Return	Included	Included
Handover Kit	Included	Included
Pre Plumb	Light, Returns & Manifold	Light, Returns & Manifold
Engineering Structural Certificate	Included	Included
Hydraulics Certificate	Included	Included

* Specifications are subject to change

AVAILABLE UPGRADES



ECO INVERTER iHP 12kW HEAT PUMP



ECO INVERTER iHP 12kW HEAT PUMP



AQUALUX POOL INTERIOR



ZODIAC TX35 TORNAX ROBOTIC POOL CLEANER



SPA JETS X 6



CERAMIC AND GLASS TILES



SUPER SWIM POLE



EXTRA LIGHT - ATOM MULTICOLOUR LED



HARD COVERS AND SOFT COVERS



STEP SAFE POOL COMPLIANT STEPS